

From Origins to Endings

Year 7 Autumn Term Homework Booklet



Pupil:

Class:



Week	Task title	Summary	Page
1	Terminology	Noun, adjective, verb, adverb	2
2	Terminology	Simile, metaphor, symbolism, tension	2
3	Bedrock	Complete a minimum of two lessons	3
4	Knowledge	Definitions	4
5	Bedrock	Complete a minimum of two lessons	4
6	Knowledge	Definitions	5
7	Bedrock	Complete a minimum of two lessons	5
8	The Hero's Journey	Recap quest stories.	6
9	Bedrock	Complete a minimum of two lessons	7
10	Practising	Preparing to deliver your Spoken Language story	8

Homework should be completed each week and either submitted on your Google Classroom class or written out and handed in to your teacher on the date it is due. Any issues with the homework must be addressed with your teacher before the due date.

Week One – Terminology

Answer Me

Complete the following activities. Your teacher may choose to start their lesson discussing your answers.

- 1) A **noun** is a person, place, object or thing. Write down 5 examples of a noun.
- 2) An **adjective** is a word which describes a noun. Write down 5 examples of an adjective.
- 3) A **verb** is a doing or being word. Write down 5 examples of a verb.
- 4) An **adverb** adds to a verb. Write down 5 examples of an adverb.

Week Two – Terminology

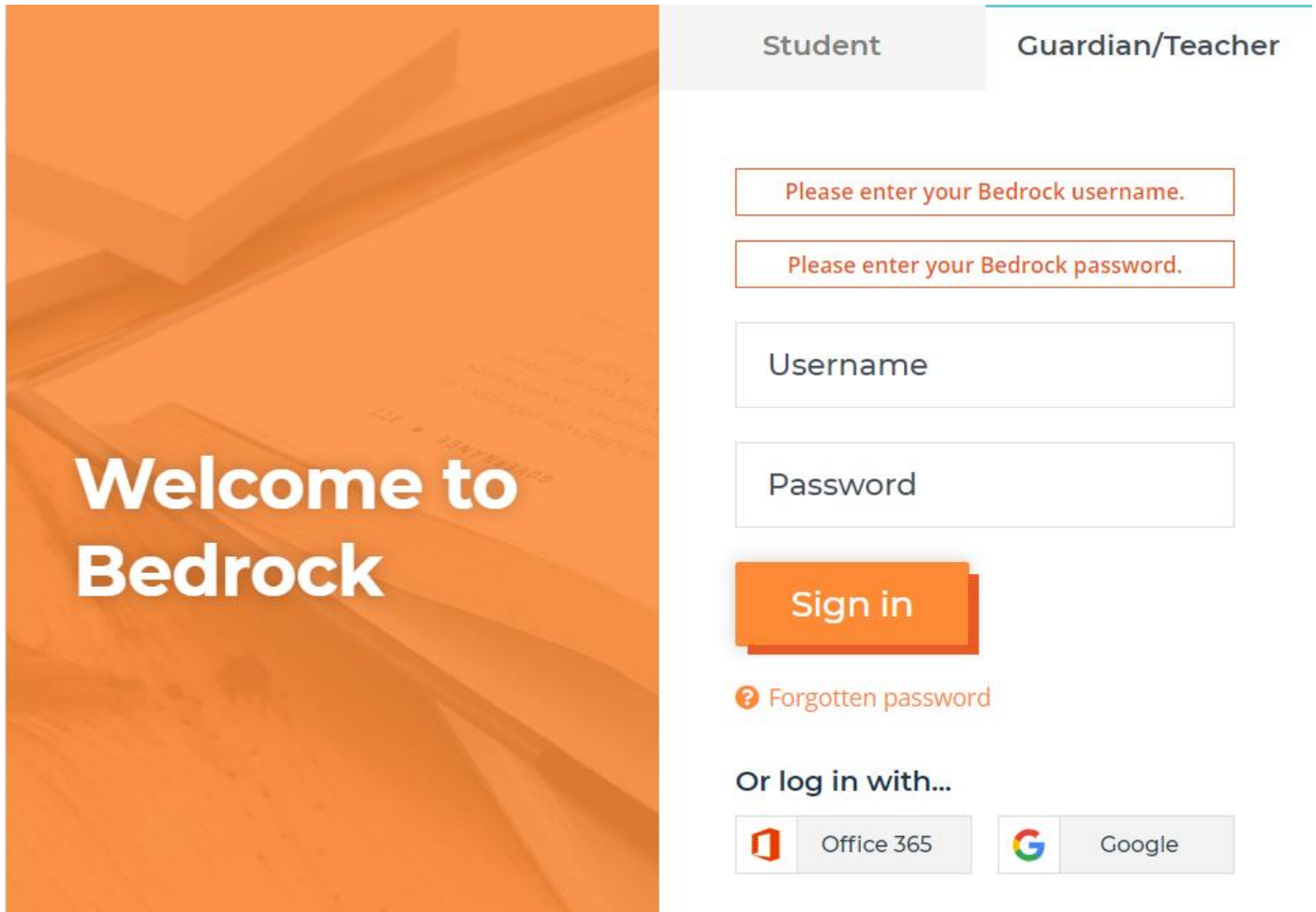
Learn Me

Learn the following definitions. If you can, try to think of an example. You may be asked to share your ideas at the start of a lesson.

- 1) A **simile** is a non-literal comparison using the words 'like' or 'as'. Write down 3 examples of a simile.
- 2) An **metaphor** is a non-literal comparison using the words 'is' or 'was'. Write down 3 examples of a metaphor.
- 3) **Symbolism** is when an object or an image is used to represent something greater than itself. Can you think of an example?
- 4) **Tension** is the feeling that something is going to happen soon. Can you think of an example of tension being created in something you have read or watched recently?

Week Three – Bedrock

You are to complete a minimum of two Bedrock lessons during your homework time this week.



The image shows the Bedrock login interface. On the left is a large orange banner with the text "Welcome to Bedrock". On the right, there are two tabs: "Student" (selected) and "Guardian/Teacher". Below the tabs are two input fields with error messages: "Please enter your Bedrock username." and "Please enter your Bedrock password.". Below these are two more input fields labeled "Username" and "Password". A prominent orange "Sign in" button is below the password field. A link with a question mark icon says "Forgotten password". Below that, the text "Or log in with..." is followed by two buttons: "Office 365" (with the Office logo) and "Google" (with the Google logo).

Student Guardian/Teacher

Please enter your Bedrock username.

Please enter your Bedrock password.

Username

Password

Sign in

? Forgotten password

Or log in with...

Office 365 Google

Week Four – Knowledge

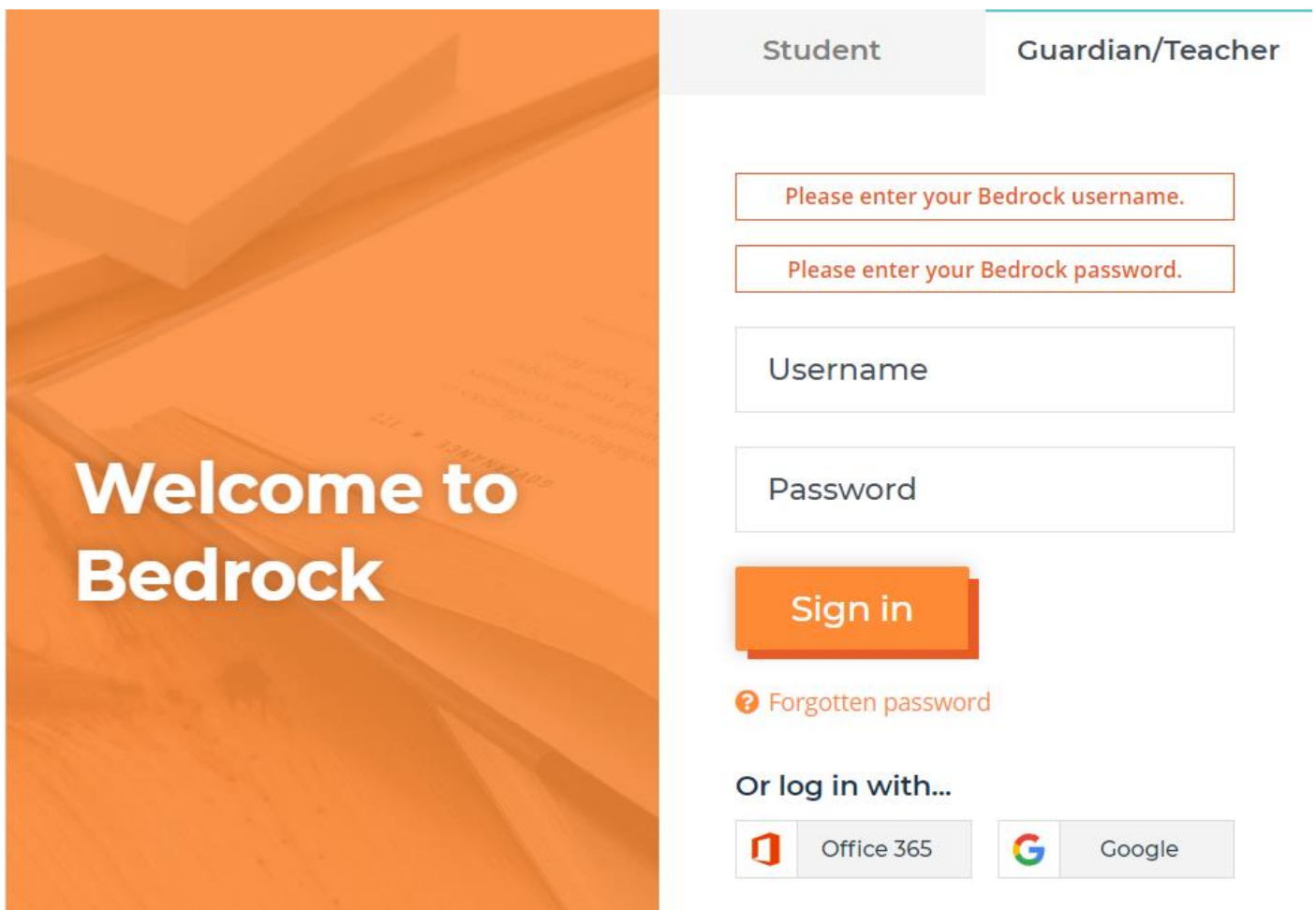
Answer me

Complete the following activities. You will need to be able to explain these concepts in your own words. You may be asked to share your ideas at the start of a lesson.

- 1) How would you explain what **culture** means?
- 2) How would you explain what **origin** means?
- 3) How would you explain what **mythology** means?

Week Five – Bedrock

You are to complete a minimum of two Bedrock lessons during your homework time this week.



The image shows the Bedrock login interface. On the left is a large orange banner with the text "Welcome to Bedrock" in white. On the right is a white login form with two tabs: "Student" (selected) and "Guardian/Teacher". The form contains two red error messages: "Please enter your Bedrock username." and "Please enter your Bedrock password." Below these are two input fields labeled "Username" and "Password". A prominent orange "Sign in" button is located below the password field. Underneath the button is a link with a question mark icon labeled "Forgotten password". At the bottom, there is a section titled "Or log in with..." with two buttons: "Office 365" (with the Office logo) and "Google" (with the Google logo).

Week Six – Knowledge

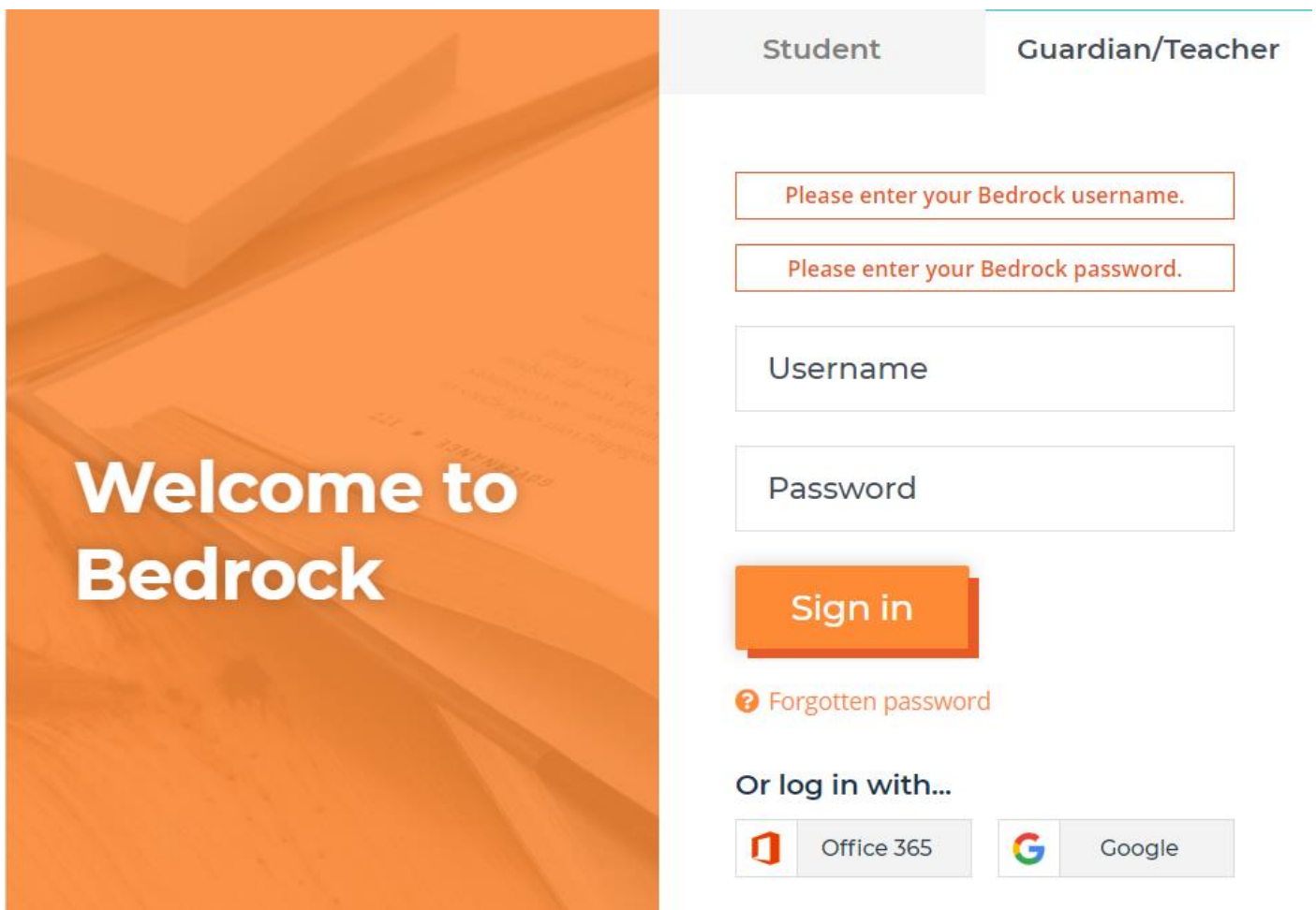
Answer me

Complete the following activities. You will need to be able to explain these concepts in your own words. You may be asked to share your ideas at the start of a lesson.

- 1) How would you explain what **A Hero's Journey** means?
- 2) How would you explain what **etymology** means?

Week Seven – Bedrock

You are to complete a minimum of two Bedrock lessons during your homework time this week.

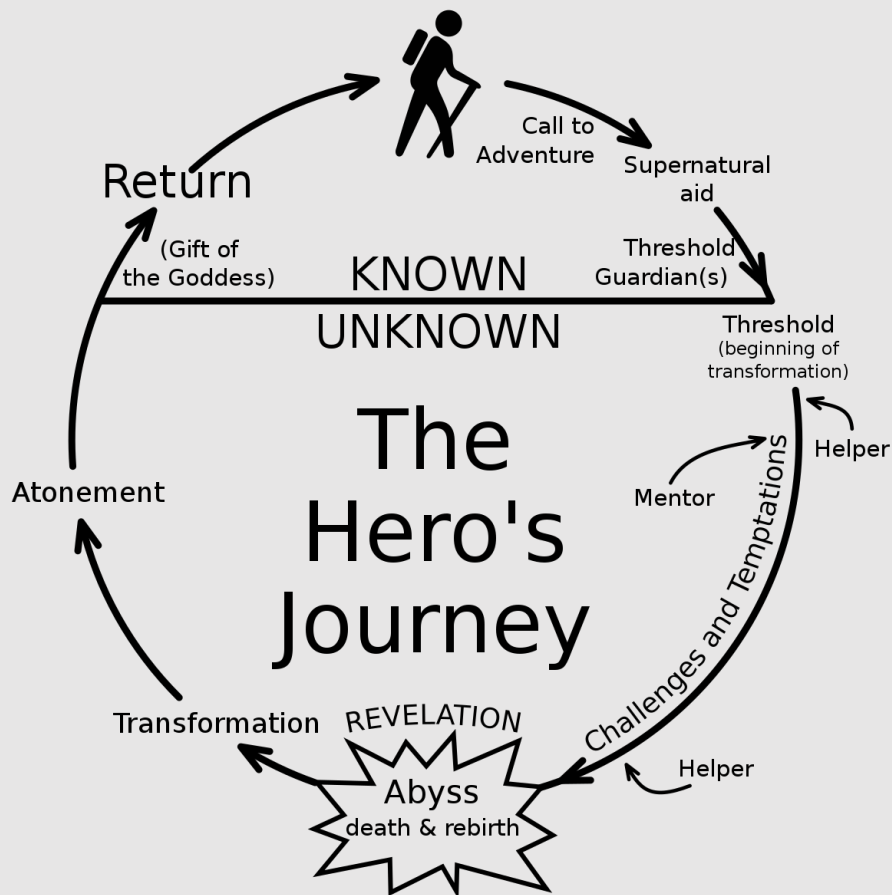


The image shows the Bedrock login interface. On the left is a large orange banner with the text "Welcome to Bedrock". On the right, there are two tabs: "Student" (selected) and "Guardian/Teacher". Below the tabs are two input fields with red error messages: "Please enter your Bedrock username." and "Please enter your Bedrock password." Below these are two more input fields labeled "Username" and "Password". A prominent orange "Sign in" button is below the password field. Underneath the button is a link with a question mark icon labeled "Forgotten password". At the bottom, there is a section "Or log in with..." with two buttons: "Office 365" (with the Office 365 logo) and "Google" (with the Google logo).

Week Eight – The Hero's Journey

Explore Me

Explore the graphic below to recap The Hero's Journey which we explored earlier this term. The quest starts with 'The Call to Adventure'.



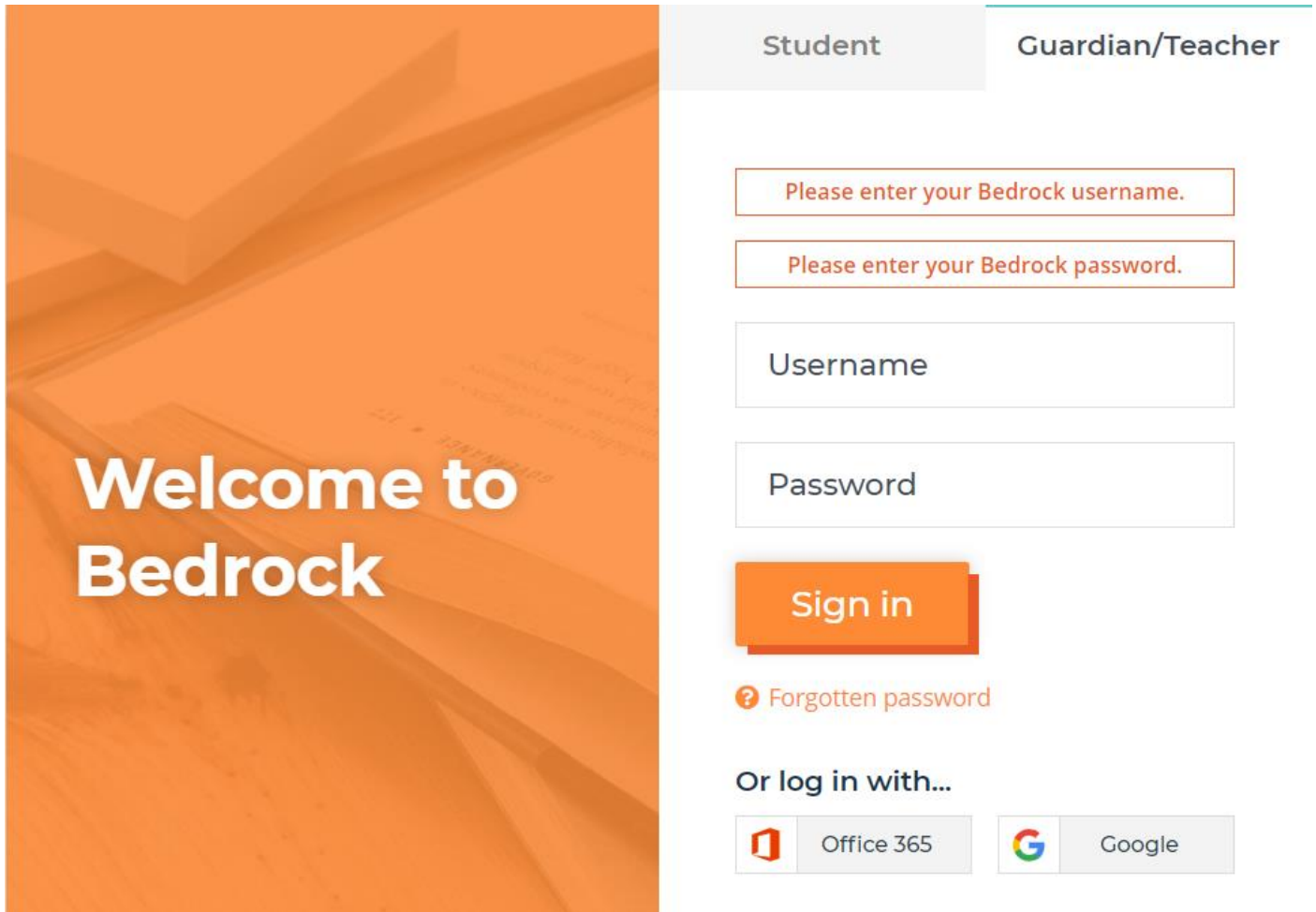
Answer Me

Answer the following questions using the information that you have just explored. Your teacher may choose to start their lesson discussing your answers.

- 1) What does the phrase 'The Call to Adventure' mean in a quest story?
- 2) What is the job of 'The Mentor' in a quest story?
- 3) What is 'The Threshold' in a quest story?
- 4) What sort of things could happen during 'The Abyss (or Ordeal)' in a quest story?
- 5) How will the hero have changed during their journey?

Week Nine – Bedrock

You are to complete a minimum of two Bedrock lessons during your homework time this week.



The image shows the Bedrock login interface. On the left is a large orange banner with the text "Welcome to Bedrock". On the right, there are two tabs: "Student" (selected) and "Guardian/Teacher". Below the tabs are two input fields with error messages: "Please enter your Bedrock username." and "Please enter your Bedrock password.". Below these are two more input fields labeled "Username" and "Password". A prominent orange "Sign in" button is below the password field. A link with a question mark icon says "Forgotten password". Below that, the text "Or log in with..." is followed by two buttons: "Office 365" (with the Office logo) and "Google" (with the Google logo).

Student Guardian/Teacher

Please enter your Bedrock username.

Please enter your Bedrock password.

Username

Password

Sign in

? Forgotten password

Or log in with...

Office 365 Google

Week Ten - Practising your speech

What do I need to do this week for my homework?

Practise reading your speech a few times.

Think about the following things and practise different ways of reading your speech until you are happy with the best:

- Emphasis (stressing certain words or how you are going to read key parts)
- Diction (how clear you speak and how to pronounce difficult words)
- Punctuation (where you will pause, question, exclaim, etc.)
- Pace (which bits can flow quickly or where you may pause for effect and for how long)

Have a look at famous speeches online to see how the professionals do it. Numerous good examples can be found on YouTube.



What do I need to hand in to my teacher?

Nothing! Just keep practising!